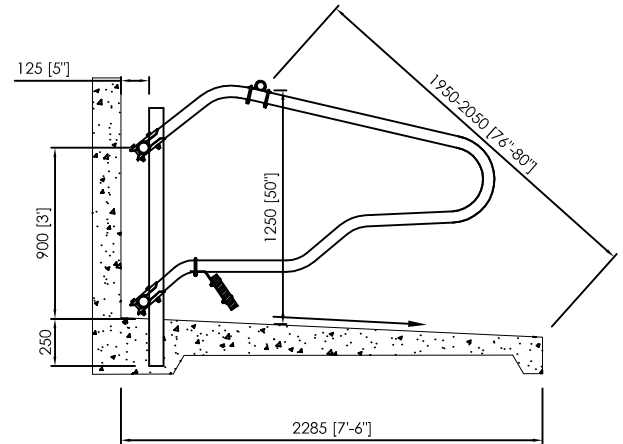
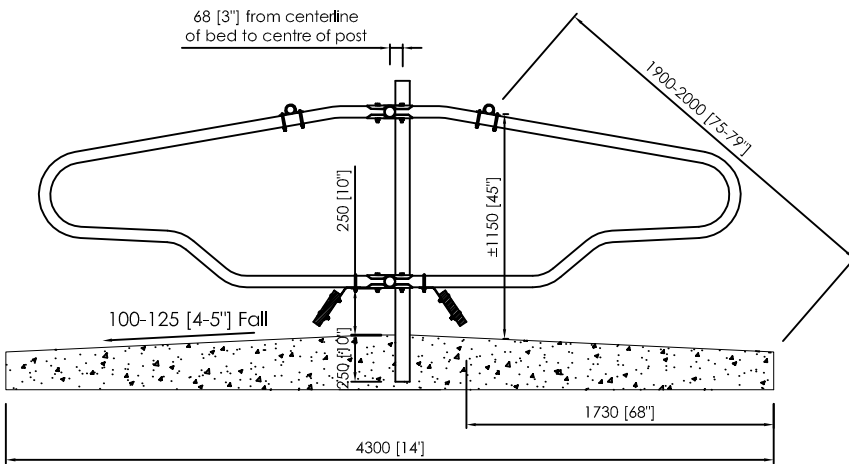


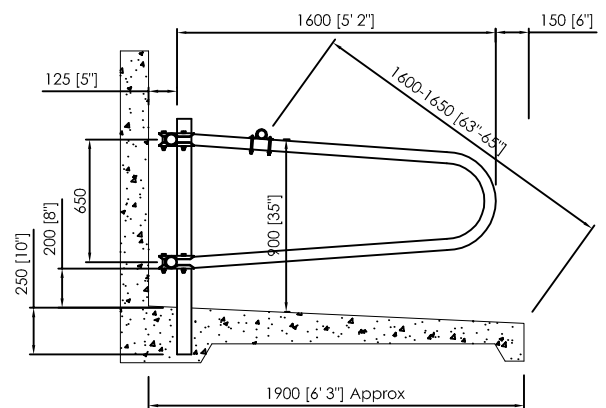
Adjustable Cantilever



Superspace



Head to Head Adjustable Cantilever



Young Stock 5-12 Months

Age in Months	Min. Bed length single row against wall	Min. bed length head to head row	Cubicle width centre to centre	Edge to kerb to back of cubicle
> 22 months	7 – 8ft (2150 – 2450mm)	14 – 15 ft (4300 – 4600mm)	44" (1150mm)	10" (250mm)
16-22 months	7ft (2150mm)	14ft (4300mm)	41" (1050mm)	8" (200mm)
10 - 16 months	7ft (2150mm)	13ft (4000mm)	37" (950mm)	8" (200mm)
5 - 12 months	6ft 3in (1900mm)	12ft 6in (3850mm)	33" (850mm)	6" (150mm)
Up to 5 months	5ft 3in (1600mm)	10ft 6in (3850mm)	28" (700mm)	6" (150mm)